



TATA COMMUNICATIONS

Q1 FY09 Consolidated Earnings

Management Estimates

18 AUGUST 2008

Safe Harbor Statement

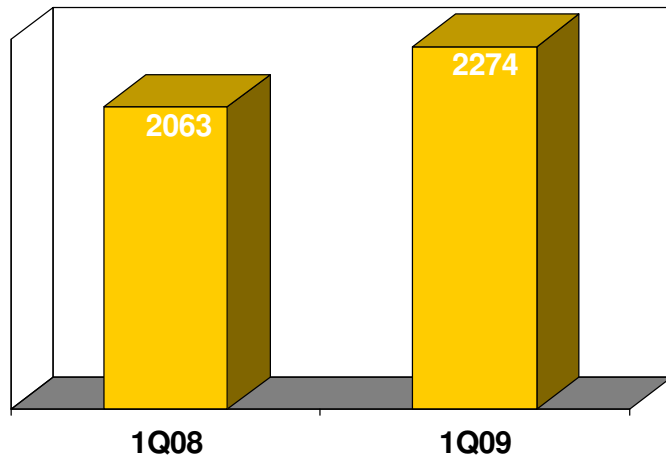
Some of the statements herein constitute “forward-looking statements” that do not directly or exclusively relate to historical facts. These forward-looking statements reflect our intentions, plans, expectations, assumptions and beliefs about future events and are subject to risks, uncertainties and other factors, many of which are outside our control. Important factors that could cause actual results to differ materially from the expectations expressed or implied in the forward-looking statements include known and unknown risks. Because actual results could differ materially from our intentions, plans, expectations, assumptions and beliefs about the future, you are urged to view all forward-looking statements contained herein with caution. Tata Communications does not undertake any obligation to update or revise forward looking statements, whether as a result of new information, future events or otherwise.

Financial Highlights: Q109

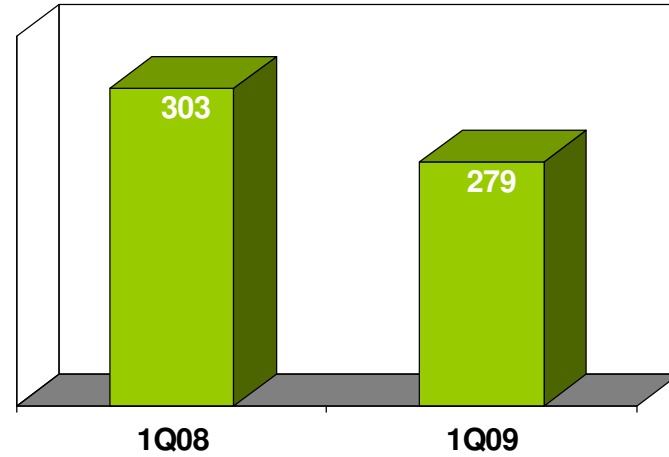
As Per India GAAP

Rs crores

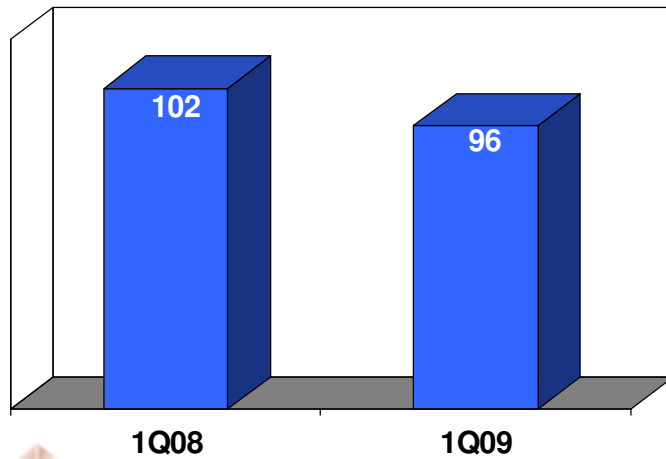
Consolidated Gross Revenues



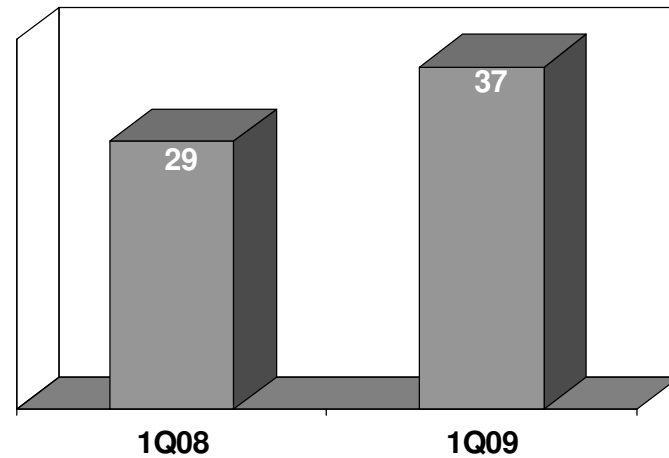
Consolidated EBITDA



Consolidated PBT



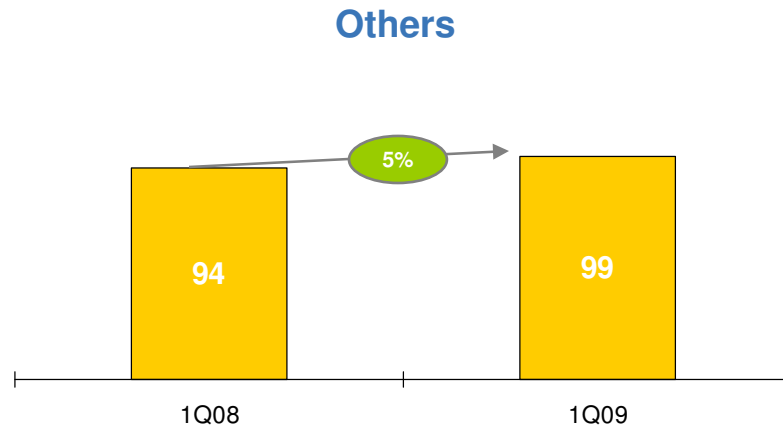
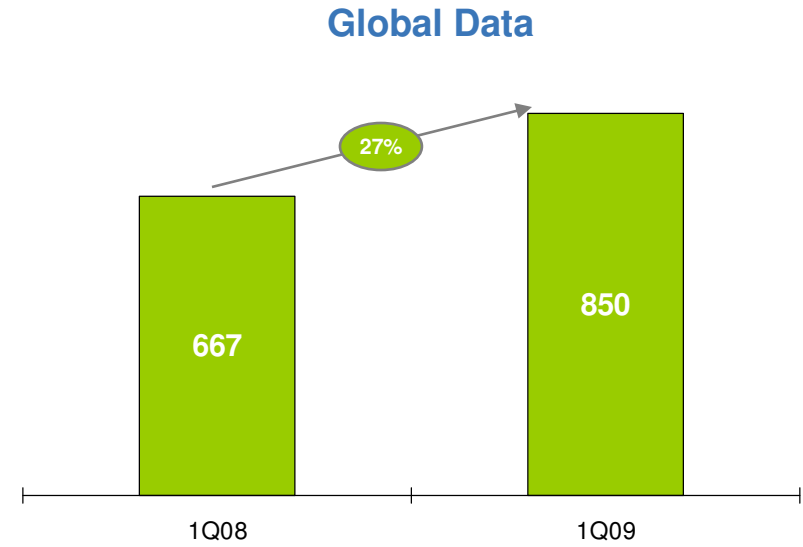
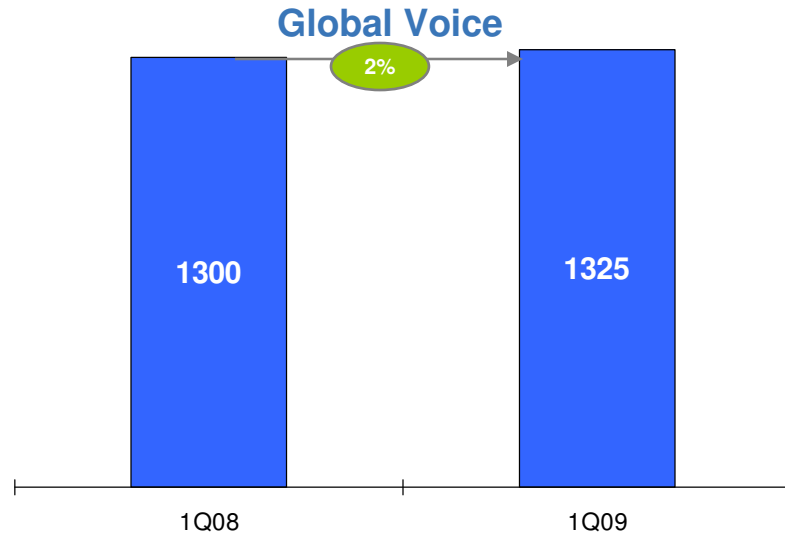
Consolidated PAT



Segment Revenues

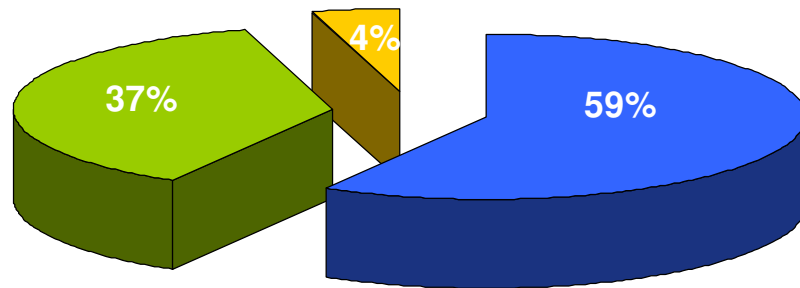
As Per India GAAP

Rs crores



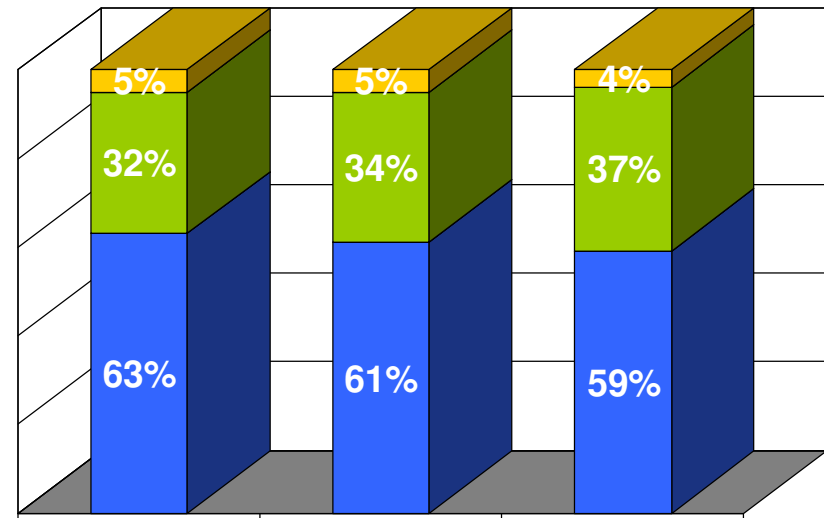
Business Mix: Continuing to move in favour of Data

As Per India GAAP



■ Voice ■ Data ■ Others

1Q09 Total: Rs 2274 crores

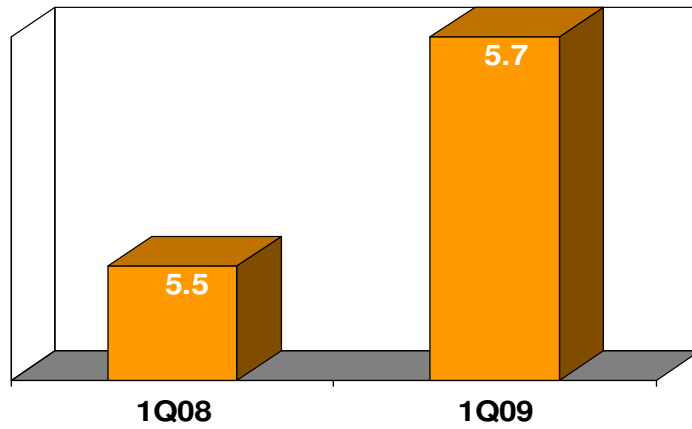


■ Voice ■ Data ■ Others

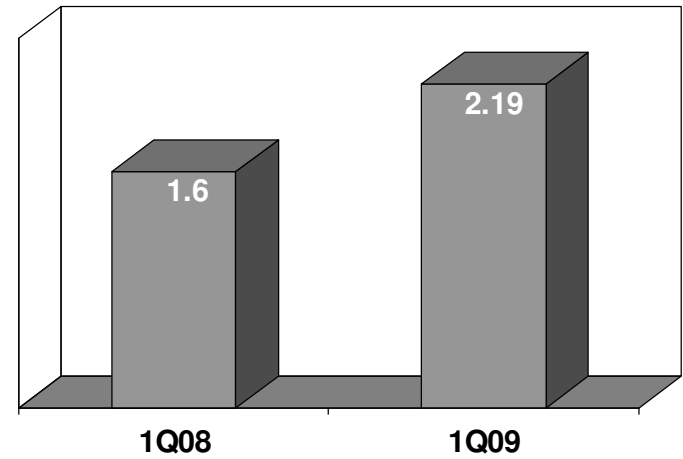


Global Voice Performance

ILD Voice Traffic (Bn mins)

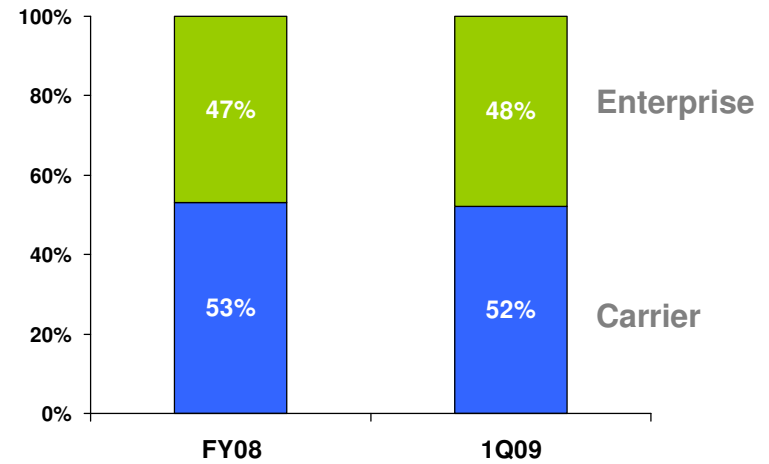
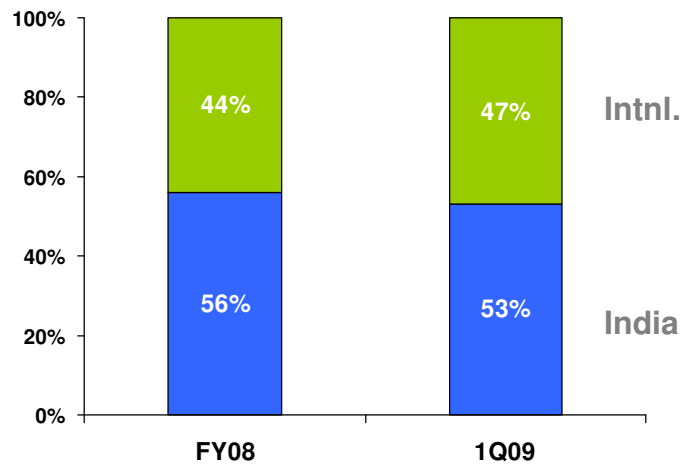


NLD Voice Traffic (Bn mins)



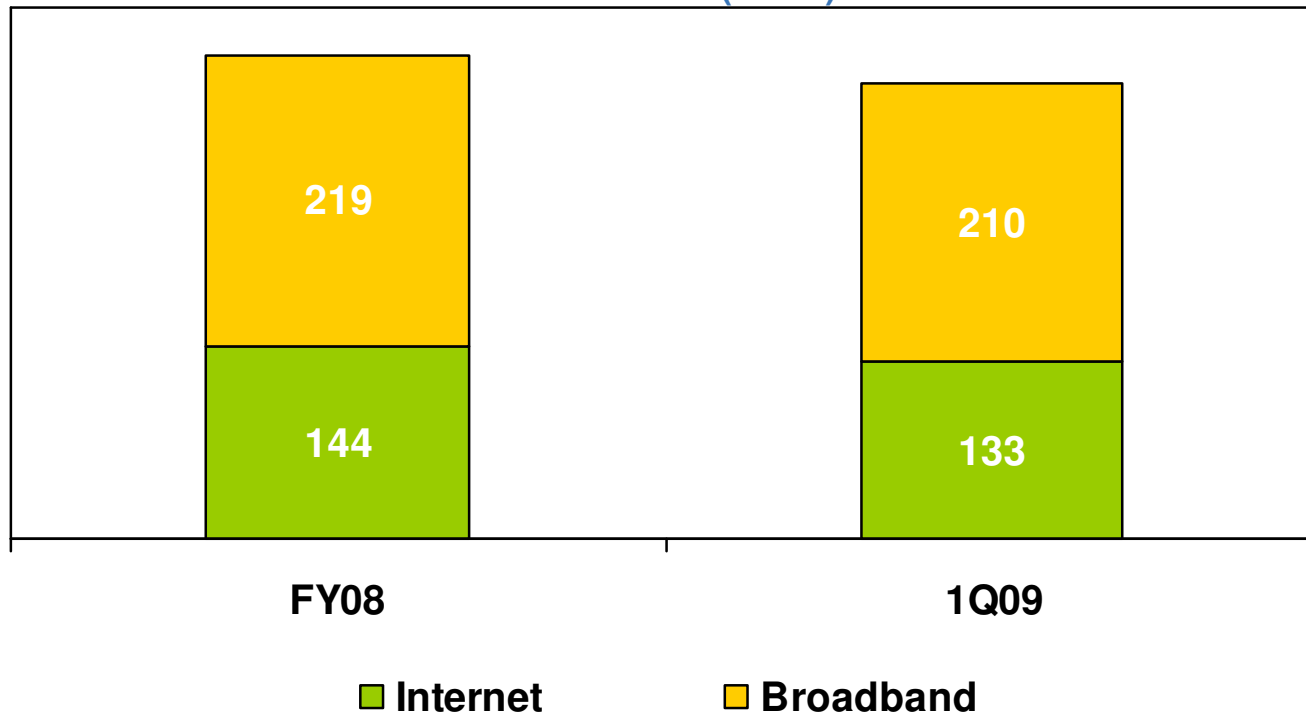
Global Data Performance

Data Revenue Split (%)



Retail Broadband Performance

Internet & Broadband Subscriber Base ('000s)



BB ARPU (Rs p.m.)

759

797



Consolidated Results – Q1 FY09 | GAAP

Rs. In Crores

Particulars		For the quarter ended June 30		For the year ended March
		2008	2007	2008
		(Provisionally Audited)	(Provisionally Audited)	(Audited)
1	Revenues from Telecommunication Services	2,274	2,063	8,334
2	Other Income	69	24	192
3	Total Income (1+2)	2,343	2,087	8,526
4	Expenditure			
	a. Network Costs	1,230	1,207	4,763
	b. Operating and Other Expenses	499	336	1,759
	c. Salaries and Related Costs	267	216	895
	d. Depreciation, Amortisation and Impairment	214	197	784
	e. Total Expenditure (4a to 4d)	2,210	1,956	8,201
5	Interest (net)	(37)	(29)	(164)
6	Profit/ (Loss) before taxes and exceptional items (3 - 4e + 5)	96	102	161
7	Exceptional Items:			
	a. Expenditure on Voluntary Retirement/ Separation Schemes	-	-	-
	b. Restructuring Costs	-	-	-
	c. Fixed Assets written-off	-	-	11
8	Profit/ (Loss) Before Tax (6-7)	96	102	150
9	Tax Expense	82	82	177
10	Net Profit/ (Loss) before Minority Interest (9-10)	14	20	(27)
11	Minority Interest-Share of Loss	23	9	38
12	Net Profit/(Loss) (10+11)	37	29	11

Q1 FY 08; 1 USD = 41.29 INR Q1 FY 09; 1 USD = 41.65 INR



TATA COMMUNICATIONS



Thank You

